



Ministry of
Education

Earth Science

30



February, 2018

Due to the nature of curriculum development, this document is regularly under revision. For the most up-to-date content, please go to www.curriculum.gov.sk.ca



Earth Science 30

1. Study and teaching (Secondary school) - Saskatchewan - Curricula. 2. Competency-based education - Saskatchewan.

Saskatchewan. Ministry of Education.

All rights are reserved by the original copyright owners.

Acknowledgements.....	ii
Introduction.....	1
Using this Curriculum	2
Grades 10-12 Science Framework.....	3
Core Curriculum	4
Broad Areas of Learning	4
Lifelong Learners.....	4
Sense of Self, Community, and Place.....	4
Engaged Citizens	5
Cross-curricular Competencies.....	5
Developing Thinking	5
Developing Identity and Interdependence.....	5
Developing Literacies.....	5
Developing Social Responsibility.....	6
Aim and Goals.....	6
Inquiry.....	7
Creating Questions for Inquiry in Science	9
Science Challenges	10
An Effective Science Education Program	11
Foundations of Scientific Literacy	13
Learning Contexts	17
The Language of Science.....	21
Laboratory Work	22
Safety.....	24
Technology in Science	26
Outcomes at a Glance	27
Outcomes and Indicators.....	28
Assessment and Evaluation of Student Learning.....	36
Glossary.....	37
References	38
Feedback Form	40

Acknowledgements

The Ministry of Education wishes to acknowledge the professional contributions and advice of the provincial Secondary Science Curriculum Reference Committee members:

Dr. Barry Charington, Teacher
Saskatoon School Division
Saskatchewan Teachers' Federation

Dr. Tim Molnar, Assistant Professor
Department of Curriculum Studies
College of Education, University of Saskatchewan

Tara Haugen, Teacher
Good Spirit School Division
Saskatchewan Teachers' Federation

Garry Sibley, Education Outreach
Education and Training Secretariat Federation of
Saskatchewan Indian Nations

Rob Kraft, Teacher
St. Paul's Roman Catholic Separate School Division
Saskatchewan Teachers' Federation

Don Spencer, Faculty
Mathematics and Science
Saskatchewan Institute of Applied Science and
Technology

Phil Langford, President
Saskatchewan Science Teacher's Society

Dr. Warren Wessel, Associate Professor
Science Education
Faculty of Education, University of Regina

Kara Lengyel, Teacher
North East School Division
Saskatchewan Teachers' Federation

Darrell Zaba, Director
Christ the Teacher Roman Catholic Separate School
Division
League of Educational Administrators, Directors and
Superintendents of Saskatchewan

Patricia Lysyk, Teacher
Saskatchewan Rivers School Division
Saskatchewan Teachers' Federation

Carol Meachem, Teacher
Horizon School Division
Saskatchewan Teachers' Federation

In addition, the Ministry of Education wishes to acknowledge the guidance of the *Earth Science 30* working group members:

Larry Bogdan
Avonlea School
Prairie South School Division

Lucia Kondra
Aberdeen Composite School
Prairie Spirit School Division

Annette Brockman
Carlton Comprehensive Public High School
Saskatchewan Rivers School Division

Leslie Ruo
Evan Hardy Collegiate
Saskatoon School Division

The Ministry of Education also wishes to thank many others who contributed to the development of this curriculum:

- former Science Reference Committee members;
- First Nations Elders and teachers;
- university faculty members; and
- other educators and reviewers.

Earth Science 30

Introduction

Science is a required area of study in Saskatchewan's Core Curriculum. The purpose of this curriculum is to outline the provincial requirements for *Earth Science 30*.

This curriculum provides the intended learning outcomes that *Earth Science 30* students are expected to achieve by the end of the course. Indicators are included to provide the breadth and depth of what students should know and be able to do in order to achieve the learning outcomes.

This renewed curriculum reflects current science education research and updated technology and is responsive to changing demographics within the province. This curriculum is based on the Pan-Canadian Protocol for Collaboration on School Curriculum *Common Framework of Science Learning Outcomes K to 12* (Council of Ministers of Education, Canada [CMEC], 1997).

This curriculum includes the following information to support science instruction in Saskatchewan schools:

- connections to Core Curriculum, including the Broad Areas of Learning and Cross-curricular Competencies;
- the K-12 aim and goals for science education;
- characteristics of an effective science program;
- *Earth Science 30* outcomes and indicators;
- assessment and evaluation; and
- a glossary.

Inquiry into authentic student questions generated from student experiences is the central strategy for teaching science.

(National Research Council [NRC], 1996, p. 31)

Using this Curriculum

Outcomes describe the knowledge, skills and understandings that students are expected to attain by the end of a particular course.

Outcomes are statements of what students are expected to know and be able to do by the end of a grade or secondary level course in a particular area of study. Therefore, all outcomes are required. The outcomes provide direction for assessment and evaluation, and for program, unit and lesson planning.

Critical characteristics of an outcome include the following:

- focus on what students will learn rather than what teachers will teach;
- specify the skills and abilities, understandings, knowledge and/or attitudes students are expected to demonstrate;
- are observable, assessable and attainable;
- are written using action-based verbs and clear professional language (educational and subject-related);
- are developed to be achieved in context so that learning is purposeful and interconnected;
- are grade and subject specific;
- are supported by indicators which provide the breadth and depth of expectations; and,
- have a developmental flow and connection to other grades where applicable.

Indicators are a representative list of what students should know or be able to do if they have attained the outcome.

Indicators are representative of what students need to know and/or be able to do in order to achieve an outcome. When teachers are planning for instruction, they must comprehend the set of indicators to understand fully the breadth and the depth of learning related to a particular outcome. Based on this understanding of the outcome, teachers may develop their own indicators that are responsive of students' interests, lives and prior learning. These teacher-developed indicators must maintain the intent of the outcome.

Within the outcomes and indicators in this curriculum the terms "including", "such as" and "e.g.," commonly occur. Each term serves a specific purpose:

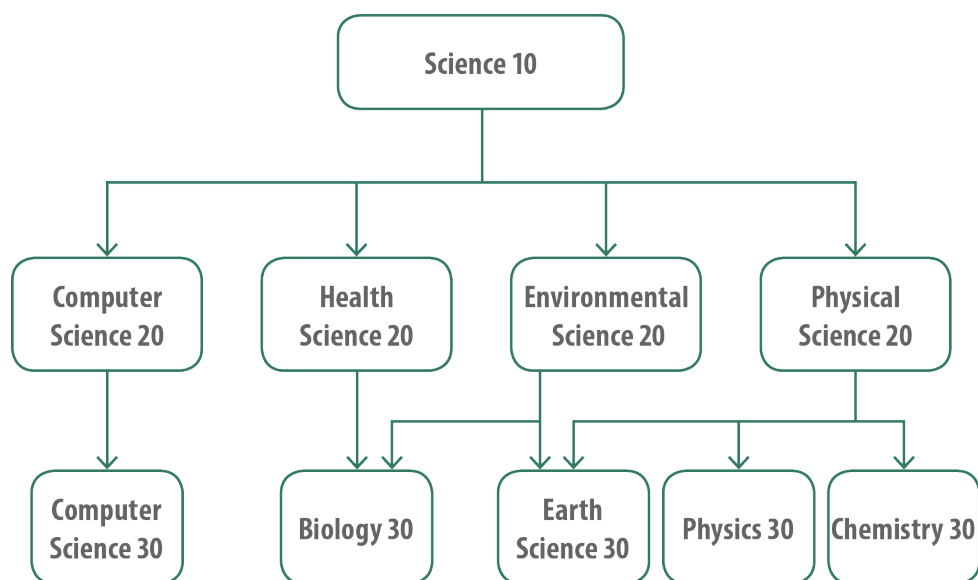
- The term "including" prescribes content, contexts or strategies that students must experience in their learning, without excluding other possibilities.
- The term "such as" provides examples of possible broad categories of content, contexts or strategies that teachers or students may choose, without excluding other possibilities.
- Finally, the term "e.g.," offers specific examples of what a term, concept or strategy might look like.

Grades 10-12 Science Framework

Saskatchewan's grades 10 to 12 science courses incorporate core ideas from the Pan-Canadian Protocol for Collaboration on School Curriculum *Common Framework of Science Learning Outcomes K to 12* (CMEC, 1997). Saskatchewan has developed science courses at Grade 11 that provide students with opportunities to learn core biology, chemistry and physics disciplinary ideas within interdisciplinary contexts. Students should select courses based on their interests and what they believe will best fit their needs after high school.

The chart below visually illustrates the courses in each pathway and their relationship to each other.

Science Pathways Framework



Each course in each pathway is to be taught and learned to the same level of rigour. No pathway or course is considered “easy science”; rather, all pathways and courses present “different sciences” for different purposes.

Students may take courses from more than one pathway for credit. The current credit requirements for graduation from Grade 12 are one 10-level credit and one 20-level credit in science.

Core Curriculum

Core Curriculum is intended to provide all Saskatchewan students with an education that will serve them well regardless of their choices after leaving school. Through its various components and initiatives, Core Curriculum supports the achievement of the Goals of Education for Saskatchewan. For current information regarding Core Curriculum, please refer to the *Registrar's Handbook for School Administrators* found on the Government of Saskatchewan website. For additional information related to the various components and initiatives of Core Curriculum, please refer to the Government of Saskatchewan website for curriculum policy and foundation documents.

The Broad Areas of Learning and Cross-curricular Competencies connect the specificity of the areas of study and the day-to-day work of teachers with the broader philosophy of Core Curriculum and the Goals of Education for Saskatchewan.

Broad Areas of Learning

There are three Broad Areas of Learning that reflect Saskatchewan's Goals of Education. Science education contributes to student achievement of the Goals of Education through helping students achieve knowledge, skills and attitudes related to these Broad Areas of Learning.

Lifelong Learners

Related to the following Goals of Education:

- *Basic Skills*
- *Lifelong Learning*
- *Self Concept Development*
- *Positive Lifestyle.*

Students who are engaged in constructing and applying science knowledge naturally build a positive disposition towards learning. Throughout their study of science, students bring their curiosity about the natural and constructed world, which provides the motivation to discover and explore their personal interests more deeply. By sharing their learning experiences with others, in a variety of contexts, students develop skills that support them as lifelong learners.

Sense of Self, Community, and Place

Related to the following Goals of Education:

- *Understanding & Relating to Others*
- *Self Concept Development*
- *Positive Lifestyle*
- *Spiritual Development.*

Students develop and strengthen their personal identity as they explore connections between their own understanding of the natural and constructed world and perspectives of others, including scientific and Indigenous perspectives. Students develop and strengthen their understanding of community as they explore ways in which science can inform individual and community decision making on issues related to the natural and constructed world. Students interact experientially with place-based local knowledge to deepen their connection to and relationship with nature.

Engaged Citizens

As students explore connections between science, technology, society and the environment, they experience opportunities to contribute positively to the environmental, economic and social sustainability of local and global communities. Students reflect and act on their personal responsibility to understand and respect their place in the natural and constructed world, and make personal decisions that contribute to living in harmony with others and the natural world.

Related to the following Goals of Education:

- *Understanding & Relating to Others*
- *Positive Lifestyle*
- *Career and Consumer Decisions*
- *Membership in Society*
- *Growing with Change.*

Cross-curricular Competencies

The Cross-curricular Competencies are four interrelated areas containing understandings, values, skills and processes which are considered important for learning in all areas of study. These competencies reflect the Common Essential Learnings and are intended to be addressed in each area of study at each grade.

Developing Thinking

Learners construct knowledge to make sense of the world around them. In science, students develop understanding by building and reflecting on their observations and what is already known by themselves and others. By thinking contextually, creatively and critically, students develop deeper understanding of various phenomena in the natural and constructed world.

K-12 Goals for Developing Thinking:

- *thinking and learning contextually*
- *thinking and learning creatively*
- *thinking and learning critically.*

Developing Identity and Interdependence

This competency addresses the ability to act autonomously in an interdependent world. It requires the learner to be aware of the natural environment, of social and cultural expectations and of the possibilities for individual and group accomplishments. Interdependence assumes the possession of a positive self-concept and the ability to live in harmony with others and with the natural and constructed world. In science, students examine the interdependence among living things within local, national and global environments and consider the impact of individual decisions on those environments.

K-12 Goals for Developing Identity and Interdependence:

- *understanding, valuing and caring for oneself*
- *understanding, valuing and caring for others*
- *understanding and valuing social, economic and environmental interdependence and sustainability.*

Developing Literacies

Literacies are multi-faceted and provide a variety of ways, including the use of various language systems and media, to interpret the world and express understanding of it. Literacies involve the evolution of interrelated knowledge, skills and strategies that facilitate an individual's ability to participate fully and equitably in a variety of roles and contexts – school, home, and local and global communities. In science, students collect, analyze and represent their ideas and understanding *communicating meaning using* of the natural and constructed world in multiple forms.

K-12 Goals for Developing Literacies:

- *developing knowledge related to various literacies*
- *exploring and interpreting the world through various literacies*
- *expressing understanding and*

various literacies.

K-12 Goals for Developing Social Responsibility:

- *using moral reasoning processes*
- *engaging in communitarian thinking and dialogue*
- *taking social action.*

Developing Social Responsibility

Social responsibility is how people positively contribute to their physical, social, cultural and educational environments. It requires the ability to participate with others in accomplishing shared or common goals. This competency is achieved by using moral reasoning processes, engaging in communitarian thinking and dialogue and taking social action. Students in science examine the impact of scientific understanding and technological innovations on society.

Aim and Goals

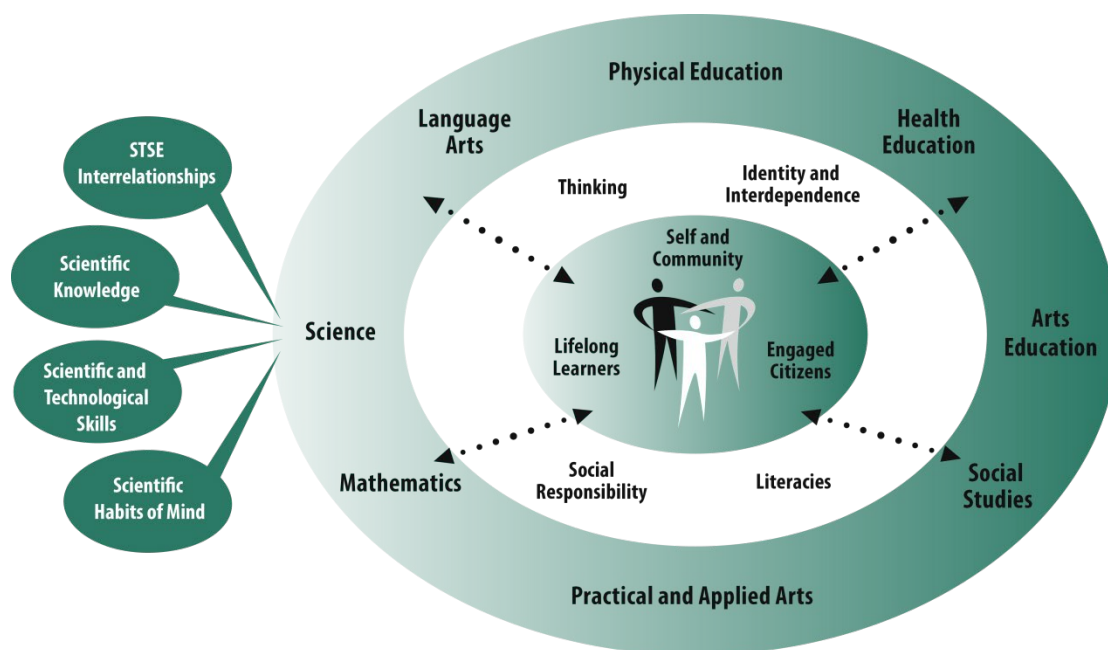
The aim of K-12 science education is to enable all Saskatchewan students to develop scientific literacy. Scientific literacy today embraces Euro-Canadian and Indigenous heritages, both of which have developed an empirical and rational knowledge of nature. A Euro-Canadian way of knowing about the natural and constructed world is called science, while First Nations and Métis ways of knowing nature are found within the broader category of Indigenous knowledge.

Diverse learning experiences based on the outcomes in this curriculum provide students with many opportunities to explore, analyze, evaluate, synthesize, appreciate and understand the interrelationships among science, technology, society and the environment (STSE) that will affect their personal lives, their careers and their future.

Goals are broad statements identifying what students are expected to know and be able to do upon completion of the learning in a particular area of study by the end of Grade 12. The four goals of K-12 science education are to:

- **Understand the Nature of Science and STSE Interrelationships** – Students will develop an understanding of the nature of science and technology, their interrelationships and their social and environmental contexts, including interrelationships between the natural and constructed world.
- **Construct Scientific Knowledge** – Students will construct an understanding of concepts, principles, laws and theories in life science, in physical science, in earth and space science and in Indigenous knowledge of nature and then apply these understandings to interpret, integrate and extend their knowledge.
- **Develop Scientific and Technological Skills** – Students will develop the skills required for scientific and technological inquiry, problem solving and communicating, for working collaboratively, and for making informed decisions.
- **Develop Attitudes that Support Scientific Habits of Mind** – Students will develop attitudes that support the responsible

acquisition and application of scientific, technological and Indigenous knowledge to the mutual benefit of self, society and the environment.



Inquiry

Inquiry learning provides students with opportunities to build knowledge, abilities and inquiring habits of mind that lead to deeper understanding of their world and human experience. Inquiry is more than a simple instructional method. It is a philosophical approach to teaching and learning, grounded in constructivist research and methods, which engages students in investigations that lead to disciplinary and interdisciplinary understanding.

Inquiry is intimately connected to scientific questions – students must inquire using what they already know and the inquiry process must add to their knowledge.

(NRC, 2000, p. 13)

Inquiry builds on students' inherent sense of curiosity and wonder, drawing on their diverse backgrounds, interests and experiences. The process provides opportunities for students to become active participants in a collaborative search for meaning and understanding.

Secondary students who are engaged in inquiry in science should be able to:

- identify questions and concepts that guide scientific investigations.
- design and conduct scientific investigations.
- use technology and mathematics to improve investigations and communications.
- formulate and revise scientific explanations and models using logic and evidence.
- recognize and analyze alternative explanations and models.
- communicate and defend a scientific argument.

(NRC, 1996, pp. 175, 176)

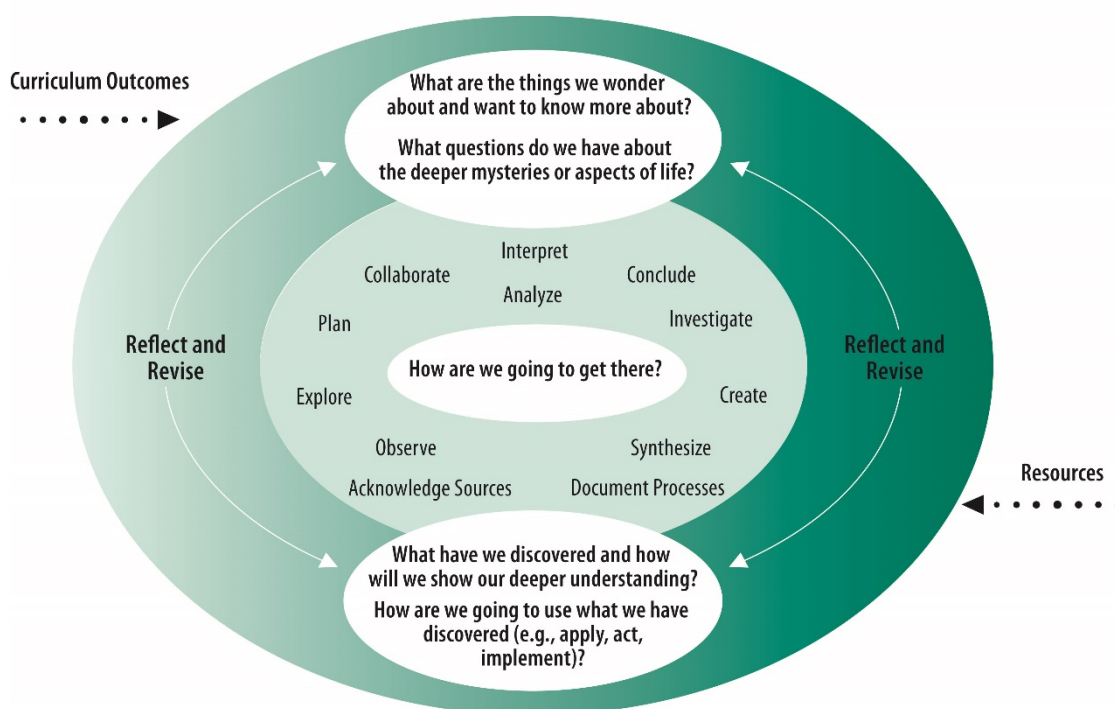
Students do not come to understand inquiry simply by learning words such as "hypothesis" and "inference" or by memorizing procedures such as "the steps of the scientific method".

(NRC, 2000, p. 14)

An important part of any inquiry process is student reflection on their learning and the documentation needed to assess the learning and make it visible. Student documentation of the inquiry process in science may take the form of works-in-progress, reflective writing, journals, reports, notes, models, arts expressions, photographs, video footage or action plans.

Inquiry learning is not a step-by-step process, but rather a cyclical process, with various phases of the process being revisited and rethought as a result of students' discoveries, insights and construction of new knowledge. Experienced inquirers will move back and forth among various phases as new questions arise and as students become more comfortable with the process. The following graphic shows various phases of the cyclical inquiry process.

Constructing Understanding Through Inquiry



Creating Questions for Inquiry in Science

Inquiry focuses on the development of questions to initiate and guide the learning process. Students and teachers formulate questions to motivate inquiries into topics, problems and issues related to curriculum content and outcomes.

Well-formulated inquiry questions are broad in scope and rich in possibilities. Such questions encourage students to explore, observe, gather information, plan, analyze, interpret, synthesize, problem solve, take risks, create, conclude, document, reflect on learning and develop new questions for further inquiry.

In science, teachers and students can use the four learning contexts of Scientific Inquiry, Technological Problem Solving, STSE Decision Making, and Cultural Perspectives (see Learning Contexts section of this document for further information) as curriculum entry points to begin their inquiry. The process may evolve into interdisciplinary learning opportunities reflective of the holistic nature of our lives and an interdependent global environment.

Developing questions evoked by student interests has the potential for rich and deep learning. These questions are used to initiate and guide the inquiry and give students direction for investigating topics, problems, ideas, challenges or issues under study.

The process of constructing questions for deep understanding can help students grasp the important disciplinary or interdisciplinary ideas that are situated at the core of a particular curricular focus or context. These broad questions lead to more specific questions that can provide a framework, purpose and direction for the learning activities in a lesson, or series of lessons, and help students connect what they are learning to their experiences and life beyond school.

Questions give students some initial direction for uncovering the understandings associated with a unit of study. Questions can help students grasp the big disciplinary ideas surrounding a focus or context and related themes or topics. They provide a framework, purpose and direction for the learning activities in each unit and help students connect what they are learning to their experiences and life beyond the classroom. Questions also invite and encourage students to pose their own questions for deeper understanding.

Good science inquiry provides many entry points – ways in which students can approach a new topic – and a wide variety of activities during student work.

(Kluger-Bell, 2000, p.48)

Essential questions that lead to deeper understanding in science should:

- *center on objects, organisms and events in the natural world;*
- *connect to science concepts outlined in the curricular outcomes;*
- *lend themselves to empirical investigation; and,*
- *lead to gathering and using data to develop explanations for natural phenomena.*

(NRC, 2000, p. 24)

Science Challenges

Science challenges, which may include science festivals, science fairs, science leagues, science Olympics, science Olympiads or talent searches, are instructional methods suitable for students to undertake to achieve curricular outcomes. Teachers may incorporate science challenge activities as an integral component of the science program or treat them similar to other extracurricular activities such as school sports and clubs. Teachers undertaking science challenges as a classroom activity should consider these guidelines, adapted from the National Science Teachers Association (NSTA) position statement *Science Competitions* (1999):

- Student and staff participation should be voluntary and open to all students.
- Emphasis should be placed on the learning experience rather than the competition.
- Science competitions should supplement and enhance other learning and support student achievement of curriculum outcomes.
- Projects and presentations should be the work of the student, with proper credit given to others for their contributions.
- Science competitions should foster partnerships among students, the school and the science community.

Science challenge activities may be conducted solely at the school level, or with the intent of preparing students for competition in one of the regional science fairs, perhaps as a step towards the Canada-Wide Science Festival. Although students may be motivated by prizes, awards and the possibility of scholarships, teachers should emphasize that the importance of doing a science fair project includes attaining new experiences and skills that go beyond science, technology or engineering. Students learn to present their ideas to an authentic public that may consist of parents, teachers and the top scientists in a given field.

Science fair projects typically consist of:

- an experiment, which is an original scientific experiment with a specific, original hypothesis. Students should control all important variables and demonstrate appropriate data collection and analysis techniques;
- a study, which involves the collection of data to reveal a pattern or correlation. Studies can include cause and effect relationships and theoretical investigations of the data. Studies are often carried out using surveys given to human subjects; or,
- an innovation, which deals with the creation and development of a new device, model, or technique in a technological field. These innovations may have commercial applications or be of benefit to humans.

Youth Science Canada provides further information regarding science fairs and festivals in Canada.

An Effective Science Education Program

An effective science education program supports student achievement of learning outcomes through:

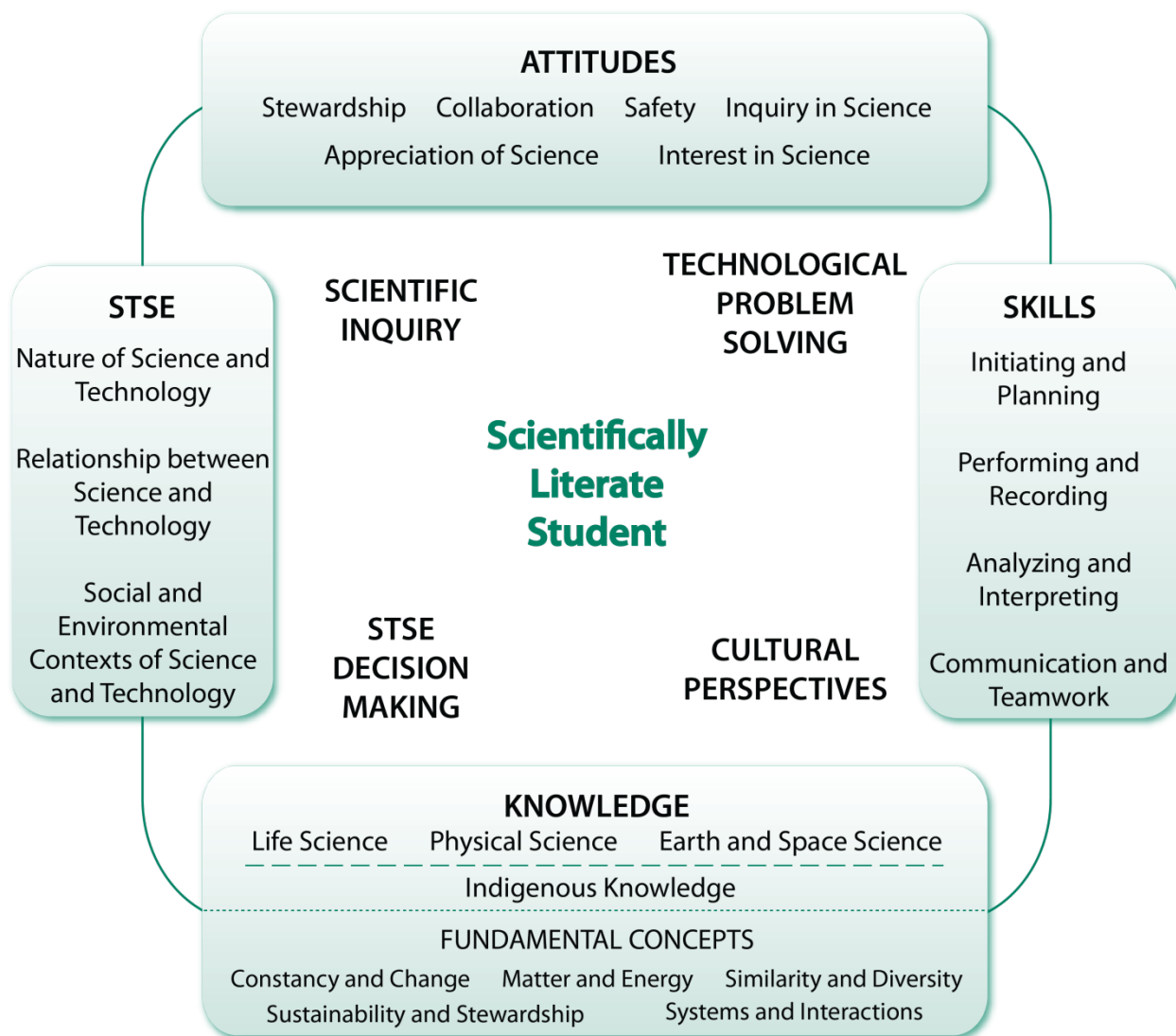
- incorporating all foundations of scientific literacy;
- using the learning contexts as entry points into student inquiry;
- understanding and effectively using the language of science;
- engaging in laboratory and field work;
- practicing safety; and
- choosing and using technology in science appropriately.

All science outcomes and indicators emphasize one or more foundations of scientific literacy; these represent the “what” of the curriculum. The learning contexts represent different processes for engaging students in achieving curricular outcomes; they are the “how” of the curriculum.

Scientists construct models to support their explanations based on empirical evidence. Students need to engage in similar processes through authentic laboratory work. During their investigations, students must follow safe practices in the laboratory, as well as in regard to living things.

Technology serves to extend our powers of observation and to support the sharing of information. Students should use a variety of technology tools for data collection and analysis, for visualization and imaging and for communication and collaboration throughout the science curriculum.

To achieve the vision of scientific literacy outlined in this curriculum, students must increasingly become engaged in the planning, development and evaluation of their own learning activities. In the process, students should have the opportunity to work collaboratively with others, to initiate investigations, to communicate findings and to complete projects that demonstrate learning.



- All science outcomes and indicators emphasize one or more of the foundations of scientific literacy (STSE, Knowledge, Skills and Attitudes); these represent the “what” of the curriculum. All outcomes are mandatory.
- The four learning contexts (Scientific Inquiry, Technological Problem Solving, Cultural Perspectives and STSE Decision Making) represent different processes for engaging students in achieving curricular outcomes; they represent the “how” of the curriculum.

Foundations of Scientific Literacy

The K-12 goals of science education parallel the foundation statements for scientific literacy described in the *Common Framework of Science Learning Outcomes K to 12* (CMEC, 1997). These four foundation statements delineate the critical aspects of students' scientific literacy. They reflect the wholeness and interconnectedness of learning and should be considered interrelated and mutually supportive.

Foundation 1: Science, Technology, Society and the Environment (STSE) Interrelationships

This foundation is concerned with understanding the scope and character of science, its connections to technology and the social and environmental contexts in which it is developed. This foundation is the driving force of scientific literacy. Three major dimensions address this foundation.

Nature of Science and Technology

Science is a social and cultural activity anchored in a particular intellectual tradition. It is one way of knowing nature, based on curiosity, imagination, intuition, exploration, observation, replication, interpretation of evidence and consensus making over this evidence and its interpretation. More than most other ways of knowing nature, science excels at predicting what will happen next, based on its descriptions and explanations of natural and technological phenomena.

Science-based ideas are continually being tested, modified and improved as new ideas supersede existing ones. Technology, like science, is a creative human activity, but is concerned with solving practical problems that arise from human/social needs, particularly the need to adapt to the environment and to fuel a nation's economy. New products and processes are produced by research and development through inquiry and design.

Relationships between Science and Technology

Historically, the development of technology has been strongly linked to the development of science, with each making contributions to the other. While there are important relationships and interdependencies, there are also important differences. Where the focus of science is on the development and verification of knowledge, in technology, the focus is on the development of solutions, involving devices and systems that meet a given need within the constraints of the problem. The test of science knowledge is that it helps us explain, interpret and predict; the test of technology is that it works – it enables us to achieve a given purpose.

Social and Environmental Contexts of Science and Technology

The history of science shows that scientific development takes place within a social context that includes economic, political, social and cultural forces along with personal biases and the need for peer acceptance and recognition. Many examples show that cultural and intellectual traditions have influenced the focus and methodologies of science, and that science, in turn, has influenced the wider world of ideas. Today, societal and environmental needs and issues often drive research agendas. As technological solutions have emerged from previous research, many of the new technologies have given rise to complex social and environmental issues which are increasingly becoming part of the political agenda. The potential of science, technology and Indigenous knowledge to inform and empower decision making by individuals, communities and society is central to scientific literacy in a democratic society.

Foundation 2: Scientific Knowledge

This foundation focuses on the subject matter of science including the theories, models, concepts and principles that are essential to an understanding of the natural and constructed world. For organizational purposes, this foundation is framed using widely accepted science disciplines.

Life Science

Life science deals with the growth and interactions of life forms within their environments in ways that reflect the uniqueness, diversity, genetic continuity and changing nature of these life forms. Life science includes the study of topics such as ecosystems, biological diversity, organisms, cell biology, biochemistry, diseases, genetic engineering and biotechnology.

Physical Science

Physical science, which encompasses chemistry and physics, deals with matter, energy and forces. Matter has structure, and its components interact. Energy links matter to gravitational, electromagnetic and nuclear forces in the universe. The conservation laws of mass and energy, momentum and charge are addressed in physical science.

Earth and Space Science

Earth and space science brings local, global and universal perspectives to student knowledge. Earth, our home planet, exhibits form, structure and patterns of change, as do our surrounding solar system and the physical universe beyond. Earth and space science includes such fields of study as geology, hydrology, meteorology and astronomy.

Sources of Knowledge about Nature

A strong science program recognizes that modern science is not the only form of empirical knowledge about nature and aims to broaden student understanding of traditional and local knowledge systems. The dialogue between scientists and traditional knowledge holders has an extensive history and continues to grow as researchers and practitioners seek to better understand our complex world. The terms “traditional knowledge”, “Indigenous knowledge” and “Traditional Ecological Knowledge” are used by practitioners worldwide when referencing local knowledge systems which are embedded within particular worldviews. This curriculum uses the term “Indigenous knowledge” and provides the following definitions to show parallels and distinctions between Indigenous knowledge and scientific knowledge.

Indigenous Knowledge	Scientific Knowledge
“Traditional [Indigenous] knowledge is a cumulative body of knowledge, know-how, practices and representations maintained and developed by peoples with extended histories of interaction with the natural environment. These sophisticated sets of understandings, interpretations and meanings are part and parcel of a cultural complex that encompasses language, naming and classification systems, resource use practices, ritual, spirituality and worldview” (International Council for Science, 2002, p. 3).	Similar to Indigenous knowledge, scientific knowledge is a cumulative body of knowledge, know-how, practices and representations maintained and developed by people (scientists) with extended histories of interaction with the natural environment. These sophisticated sets of understandings, interpretations and meanings are part and parcel of cultural complexes that encompass language, naming and classification systems, resource use practices, ritual and worldview.

Fundamental Concepts – Linking Scientific Disciplines

A useful way to create linkages among science disciplines is through fundamental concepts that underlie and integrate different scientific disciplines. Fundamental concepts provide a context for explaining, organizing and connecting knowledge. Students deepen their understanding of these fundamental concepts and apply their understanding with increasing sophistication as they progress through the curriculum from Kindergarten to Grade 12. These fundamental concepts are identified in the following chart.

Constancy and Change	The ideas of constancy and change underlie understanding of the natural and constructed world. Through observations, students learn that some characteristics of materials and systems remain constant over time whereas other characteristics change. These changes vary in rate, scale and pattern, including trends and cycles, and may be quantified using mathematics, particularly measurement.
Matter and Energy	Objects in the physical world are comprised of matter. Students examine materials to understand their properties and structures. The idea of energy provides a conceptual tool that brings together many understandings about natural phenomena, materials and the process of change. Energy, whether transmitted or transformed, is the driving force of both movement and change.
Similarity and Diversity	The ideas of similarity and diversity provide tools for organizing our experiences with the natural and constructed world. Beginning with informal experiences, students learn to recognize attributes of materials that help to make useful distinctions between one type of material and another, and between one event and another. Over time, students adopt accepted procedures and protocols for describing and classifying objects encountered, thus enabling students to share ideas with others and to reflect on their own experiences.
Systems and Interactions	An important way to understand and interpret the world is to think about the whole in terms of its parts and alternately about its parts in terms of how they relate to one another and to the whole. A system is an organized group of related objects or components that interact with one another so that the overall effect is much greater than that of the individual parts, even when these are considered together.
Sustainability and Stewardship	Sustainability refers to the ability to meet our present needs without compromising the ability of future generations to meet their needs. Stewardship refers to the personal responsibility to take action in order to participate in the responsible management of natural resources. By developing their understanding of ideas related to sustainability, students are able to take increasing responsibility for making choices that reflect those ideas.

Foundation 3: Scientific and Technological Skills and Processes

This foundation identifies the skills and processes students develop in answering questions, solving problems and making decisions. While these skills and processes are not unique to science, they play an important role in the development of scientific and technological understanding and in the application of acquired knowledge to new situations. Four broad skill areas are outlined in this foundation. Each area is developed further at each grade level with increasing scope and complexity of application.

Initiating and Planning

These are the processes of questioning, identifying problems and developing preliminary ideas and plans.

Performing and Recording

These are the skills and processes of carrying out a plan of action, which involves gathering evidence by observation and, in most cases, manipulating materials and equipment. Gathered evidence can be documented and recorded in a variety of formats.

Analyzing and Interpreting

These are the skills and processes of examining information and evidence, organizing and presenting data so that they can be interpreted, interpreting those data, evaluating the evidence and applying the results of that evaluation.

Communication and Teamwork

In science and technology, as in other areas, communication skills are essential whenever ideas are being developed, tested, interpreted, debated and accepted or rejected. Teamwork skills are also important because the development and application of ideas rely on collaborative processes both in science-related occupations and in learning.

Foundation 4: Attitudes

This foundation focuses on encouraging students to develop attitudes, values and ethics that inform a responsible use of science and technology for the mutual benefit of self, society and the environment. This foundation identifies six categories in which science education can contribute to the development of scientific literacy.

Both scientific and Indigenous knowledge systems place value on attitudes, values and ethics. These are more likely to be presented in a holistic manner in Indigenous knowledge systems.

Appreciation of Science

Students will be encouraged to critically and contextually appreciate the role and contributions of science and technology in their lives and to their community's culture; and to be aware of the limits of science and technology as well as their impact on economic, political, environmental, cultural and ethical events.

Interest in Science

Students will be encouraged to develop curiosity and continuing interest in the study of science at home, in school and in the community.

Inquiry in Science

Students will be encouraged to develop critical beliefs concerning the need for evidence and reasoned argument in the development of scientific knowledge.

Collaboration

Students will be encouraged to nurture competence in collaborative activity with classmates and others, inside and outside of the school.

Stewardship

Students will be encouraged to develop responsibility in the application of science and technology in relation to society and the natural environment.

Safety

Students engaged in science and technology activities will be expected to demonstrate a concern for safety and doing no harm to themselves or others, including plants and animals.

Learning Contexts

Learning contexts provide entry points into the curriculum that engage students in inquiry-based learning to achieve scientific literacy. Each learning context reflects a different, but overlapping, philosophical rationale for including science as a required area of study:

- The **scientific inquiry** learning context reflects an emphasis on understanding the natural and constructed world using systematic empirical processes that lead to the formation of theories that explain observed events and that facilitate prediction.
- The **technological problem solving** learning context reflects an emphasis on designing and building to solve practical human problems similar to the way an engineer would.
- The **STSE decision making** learning context reflects the need to engage citizens in thinking about human and world issues through a scientific lens in order to inform and empower decision making by individuals, communities and society.
- The **cultural perspectives** learning context reflects a humanistic perspective that views teaching and learning as cultural transmission and acquisition (Aikenhead, 2006).

Each learning context is identified using a two or three letter code. One or more of these codes are listed under each outcome as a suggestion regarding which learning context or contexts most strongly support the intent of the outcome.

These learning contexts are not mutually exclusive; thus, well-designed instruction may incorporate more than one learning context. Students should experience learning through each learning context at each grade; it is not necessary, nor advisable, for each student to attempt to engage in learning through each learning context in each unit of study. Learning within a classroom may be structured to enable individuals or groups of students to achieve the same curricular outcomes through different learning contexts.

A choice of learning approaches can also be informed by recent well-established ideas on how and why students learn:

- Learning occurs when students are treated as a community of practitioners of scientific literacy.
- Learning is both a social and an individual event for

constructing and refining ideas and competences.

- Learning involves the development of new self-identities for many students.
- Learning is inhibited when students feel a culture clash between their home culture and the culture of school science.

Scientific inquiry refers to the diverse ways in which scientists study the natural world and propose explanations based on the evidence derived from their work.

(NRC, 1996, p. 23)

Scientific Inquiry [SI]

Inquiry is a defining feature of the scientific way of knowing nature. Scientific inquiry requires identification of assumptions, use of critical and logical thinking, and consideration of alternative explanations. Scientific inquiry is a multifaceted activity that involves:

- making observations, including watching or listening to knowledgeable sources;
- posing questions or becoming curious about the questions of others;
- examining books and other sources of information to see what is already known;
- reviewing what is already known in light of experimental evidence and rational arguments;
- planning investigations, including field studies and experiments;
- acquiring the resources (financial or material) to carry out investigations;
- using tools to gather, analyze, and interpret data;
- proposing critical answers, explanations, and predictions; and,
- communicating the results to various audiences.

By participating in a variety of inquiry experiences that vary in the amount of student self-direction, students develop competencies necessary to conduct inquiries of their own – a key element to scientific literacy.

Technological design is a distinctive process with a number of defined characteristics; it is purposeful; it is based on certain requirements; it is systematic; it is iterative; it is creative; and there are many possible solutions.

(International Technology Education Association, 2000, p. 91)

Technological Problem Solving [TPS]

The essence of the technological problem solving learning context is that students seek answers to practical problems. This process is based on addressing human and social needs and is typically addressed through an iterative design-action process that involves steps such as:

- identifying a problem;
- identifying constraints and sources of support;
- identifying alternative possible solutions and selecting one on which to work;
- planning and building a prototype or a plan of action to resolve the problem; and,
- testing, evaluating and refining the prototype or plan.

By participating in a variety of technological and environmental problem-solving activities, students develop capacities to analyze and resolve authentic problems in the natural and constructed world.

STSE Decision Making [DM]

Scientific knowledge can be related to understanding the relationships among science, technology, society and the environment. Students must also consider values or ethics, however, when addressing a question or issue. STSE decision making involves steps such as:

- clarifying an issue;
- evaluating available research and different viewpoints on the issue;
- generating possible courses of action or solutions;
- evaluating the pros and cons for each action or solution;
- identifying a fundamental value associated with each action or solution;
- making a thoughtful decision;
- examining the impact of the decision; and,
- reflecting back on the process of decision making.

Students may engage with STSE issues through research projects, student-designed laboratory investigations, case studies, role playing, debates, deliberative dialogues and action projects.

Cultural Perspectives [CP]

Students should recognize and respect that all cultures develop knowledge systems to describe and explain nature. Two knowledge systems which are emphasized in this curriculum are First Nations and Métis cultures (Indigenous knowledge) and Euro-Canadian cultures (science). In their own way, both of these knowledge systems convey an understanding of the natural and constructed worlds, and they create or borrow from other cultures' technologies to resolve practical problems. Both knowledge systems are systematic, rational, empirical, dynamically changeable and culturally specific.

Cultural features of science are, in part, conveyed through the other three learning contexts and when addressing the nature of science. Cultural perspectives on science can also be taught in activities that explicitly explore Indigenous knowledge or knowledge from other cultures.

To engage with science and technology toward practical ends, people must be able to critically assess the information they come across and critically evaluate the trustworthiness of the information source.

(Aikenhead, 2006 p. 2)

For First Nations people, the purpose of learning is to develop the skills, knowledge, values and wisdom needed to honour and protect the natural world and ensure the long-term sustainability of life.

(Canadian Council on Learning, 2007, p. 18)

For the Métis people, learning is understood as a process of discovering the skills, knowledge and wisdom needed to live in harmony with the Creator and creation, a way of being that is expressed as the Sacred Act of Living a Good Life.

(Canadian Council on Learning, 2007, p. 22)

Addressing cultural perspectives in science involves:

- recognizing and respecting knowledge systems that various cultures have developed to understand the natural world and technologies they have created to solve human problems;
- recognizing that science, as one of those knowledge systems, evolved within Euro-Canadian cultures;
- valuing place-based knowledge to solve practical problems; and,
- honouring protocols for obtaining knowledge from a knowledge keeper, and taking responsibility for knowing it.

By engaging in explorations of cultural perspectives, scientifically literate students begin to appreciate the worldviews and belief systems fundamental to science and to Indigenous knowledge.

The Language of Science

Science is a way of understanding the natural world using internally consistent methods and principles that are well-described and understood by the scientific community. The principles and theories of science have been established through repeated experimentation and observation and have been refereed through peer review before general acceptance by the scientific community. Acceptance of a theory does not imply unchanging belief in a theory, or denote dogma. Instead, as new data become available, previous scientific explanations are revised and improved, or rejected and replaced. There is a progression from a hypothesis to a theory using testable, scientific laws. Many hypotheses are tested to generate a theory. Only a few scientific facts are considered laws (e.g., the law of conservation of mass and Newton's laws of motion).

Scientists use the terms "law", "theory" and "hypothesis" to describe various types of scientific explanations about phenomena in the natural and constructed world. These meanings differ from common usage of the same terms:

- Law – A law is a generalized description, usually expressed in mathematical terms, that describes some aspect of the natural world under certain conditions.
- Theory – A theory is an explanation for a set of related observations or events that may consist of statements, equations, models or a combination of these. Theories also predict the results of future observations. An explanation is verified multiple times by different groups of researchers before it becomes a theory. The procedures and processes for testing a theory are well-defined within each scientific discipline, but they vary between disciplines. No amount of evidence proves that a theory is correct. Rather, scientists accept theories

The terms "law", "theory" and "hypothesis" have special meaning in science.

until the emergence of new evidence that the theory is unable to adequately explain. At this point, the theory is

discarded or modified to explain the new evidence. Note that theories never become laws; theories explain laws.

- Hypothesis – A hypothesis is a tentative, testable generalization that may be used to explain a relatively large number of events in the natural world. It is subject to immediate or eventual testing by experiments. Hypotheses must be worded in such a way that they can be falsified. Hypotheses are never proven correct, but are supported by empirical evidence.

Scientific models are constructed to represent and explain certain aspects of physical phenomenon. Models are never exact replicas of real phenomena; rather, models are simplified versions of reality, constructed in order to facilitate study of complex systems such as the atom, climate change and biogeochemical cycles. Models may be physical, mental, mathematical or contain a combination of these elements. Models are complex constructions that consist of conceptual objects and processes in which the objects participate or interact. Scientists spend considerable time and effort building and testing models to further understanding of the natural world.

When engaging in the processes of science, students are constantly building and testing their own models of understanding of the natural world. Students may need help in learning how to identify and articulate their own models of natural phenomena. Activities that involve reflection and metacognition are particularly useful in this regard. Students should be able to identify the features of the natural phenomena their models represent or explain. Just as importantly, students should identify which features are not represented or explained by their models. Students should determine the usefulness of their model by judging whether the model helps in understanding the underlying concepts or processes. Ultimately, students realize that different models of the same phenomena may be needed in order to investigate or understand different aspects of the phenomena.

Laboratory Work

Laboratory work is often at the centre of scientific research; as such, it should also be an integral component of school science. The National Research Council (2006, p. 3) defines a school laboratory investigation as an experience in the laboratory, the classroom or the field that provides students with opportunities to interact directly with natural phenomena or with data collected by others using tools, materials, data collection techniques and models. Laboratory experiences

Ideally, laboratory work should help students to understand the relationship between evidence and theory, develop critical thinking and problem-solving skills, as well as develop acceptable scientific attitudes.

(Di Giuseppe, 2007, p. 54)

should be designed so that all students – including students with academic and physical challenges – are able to authentically participate in and benefit from those experiences.

Laboratory activities help students develop scientific and technological skills and processes including:

- initiating and planning;
- performing and recording;
- analyzing and interpreting; and,
- communication and teamwork.

Laboratory investigations also help students understand the nature of science; specifically that theories and laws must be consistent with observations. Similarly, student-centered laboratory investigations help to emphasize the need for curiosity and inquisitiveness as part of the scientific endeavour. The National Science Teachers Association (NSTA) position statement *The Integral Role of Laboratory Investigations in Science Instruction* (2007) provides further information about laboratory investigations.

A strong science program includes a variety of individual, small- and large-group laboratory experiences for students. Most importantly, the laboratory experience needs to go beyond conducting confirmatory “cook-book” experiments. Similarly, computer simulations and teacher demonstrations are valuable but should not serve as substitutions for hands-on student laboratory activities.

Assessment and evaluation of student performance must reflect the nature of the laboratory experience by addressing scientific and technological skills. As such, the results of student investigations and experiments do not always need to be presented using formal laboratory reports. Teachers may consider alternative formats such as narrative lab reports for some investigations. The narrative lab report enables students to tell the story of their process and findings by addressing four questions:

- What was I looking for?
- How did I look for it?
- What did I find?
- What do these findings mean?

Student responses to these questions may be provided orally, in point form or through other methods rather than using the structured headings of Purpose, Procedure, Hypothesis, Data, Analysis and Conclusion typically associated with a formal laboratory report. For some investigations, teachers may decide it is sufficient for students to explain the significance of their findings.

Safety

Safety in the classroom is of paramount importance. Other components of education (e.g., resources, teaching strategies and facilities) attain their maximum utility only in a safe classroom. To create a safe classroom requires that a teacher be informed, aware and proactive and that the students listen, think and respond appropriately.

Safety cannot be mandated solely by rule of law, teacher command, or school regulation. Safety and safe practice are an attitude.

Safe practice in the laboratory is the joint responsibility of the teacher and students. The teacher's responsibility is to provide a safe environment and to ensure the students are aware of safe practice. The students' responsibility is to act intelligently based on the advice which is given and which is available in various resources.

Teachers should be aware of *Safety in the K-12 Science Classroom* (Worksafe Saskatchewan, 2013). This resource supports planning and safe learning by providing information on safety legislation and standards. It provides examples of common chemical, physical and biological hazards and shows how to protect against, minimize and eliminate these hazards.

The Chemical Hazard Information Table in Safety in the K-12 Science Classroom (Worksafe Saskatchewan, 2013) provides detailed information including appropriateness for school use, hazard ratings, WHMIS class, storage class and disposal methods for hundreds of chemicals.

Texley, Kwan, and Summers (2004) suggest that teachers, as professionals, consider four Ps of safety: prepare, plan, prevent and protect. The following points are adapted from those guidelines and provide a starting point for thinking about safety in the science classroom:

- **Prepare**
 - Keep up to date with your personal safety knowledge and certifications.
 - Be aware of national, provincial, school division and school level safety policies and guidelines.
 - Create a safety contract with students.
- **Plan**
 - Develop learning plans that ensure all students learn effectively and safely.
 - Choose activities that are best suited to the learning styles, maturity and behaviour of all students and that include all students.
 - Create safety checklists for in-class activities and field studies.
- **Prevent**
 - Assess and mitigate hazards.
 - Review procedures for accident prevention with students.
 - Teach and review safety procedures with students, including the need for appropriate clothing.
 - Do not use defective or unsafe equipment or procedures.

-
- Do not allow students to eat or drink in science areas.
 - **Protect**
 - Ensure students have sufficient protective devices, such as safety glasses.
 - Demonstrate and instruct students on the proper use of safety equipment and protective gear.
 - Model safe practice by insisting that all students, visitors and you use appropriate protective devices.

The definition of safety includes consideration of the well-being of all components of the biosphere, such as plants, animals, earth, air and water. From knowing what wild flowers can be picked to considering the disposal of toxic wastes from chemistry laboratories, the safety of our world and our future depends on our actions and teaching in science classes. It is important that students practise ethical, responsible behaviours when caring for and experimenting with live animals. For further information, refer to the NSTA position statement *Responsible Use of Live Animals and Dissection in the Science Classroom* (2008).

WHMIS regulations govern storage and handling practices of chemicals in schools.

Safety in the science classroom includes the storage, use and disposal of chemicals. The *Workplace Hazardous Materials Information System* (WHMIS) regulations (WHMIS 2015) under the *Hazardous Products Act* and the *Hazardous Product Regulations* govern storage and handling practices of chemicals in schools. All school divisions must comply with the provisions of these regulations. Chemicals should be stored in a safe location according to chemical class, not just alphabetically. Appropriate cautionary labels must be placed on all chemical containers and all school division employees using hazardous substances should have access to appropriate *Safety Data Sheets* (SDSs). Under provincial WHMIS regulations, all employees involved in handling hazardous substances must receive training by their employer. Teachers who have not been informed about or trained in this program should contact their director of education. Further information related to WHMIS is available through WorkSafe Saskatchewan.

Technology in Science

Technology-based resources are essential for instruction in the science classroom. Technology is intended to extend our capabilities and, therefore, is one part of the teaching toolkit. Individual, small group or class reflection and discussions are required to connect the work with technology to the conceptual development, understandings and activities of the students. Choices to use technology, and choices of which technologies to use, should be based on sound pedagogical practices, especially those which support student inquiry. These technologies include computer technologies as described below and non-computer based technologies.

Some recommended examples of using computer technologies to support teaching and learning in science include:

- **Data Collection and Analysis**
 - Data loggers permit students to collect and analyze data, often in real-time, and to collect observations over very short or long periods of time, enabling investigations that otherwise would be impractical.
 - Databases and spreadsheets can facilitate the analysis and display of student-collected data or data obtained from scientists.
- **Visualization and Imaging**
 - Simulation and modeling software provide opportunities to explore concepts and models which are not readily accessible in the classroom, such as those that require expensive or unavailable materials or equipment, hazardous materials or procedures, levels of skills not yet achieved by the students or more time than is possible or appropriate in a classroom.
 - Students may collect their own digital images and video recordings as part of their data collection and analysis or they may access digital images and video online to help enhance understanding of scientific concepts.
- **Communication and Collaboration**
 - The Internet can be a means of networking with scientists, teachers, and other students by gathering information and data, posting data and findings, and comparing results with students in different locations.
 - Students can participate in authentic science projects by contributing local data to large-scale web-based science inquiry projects such as Journey North or GLOBE.

Technology should be used to support learning in science when it:

- *is pedagogically appropriate;*
- *makes scientific views more accessible; and,*
- *helps students to engage in learning that otherwise would not be possible.*

(Flick & Bell, 2000)

Outcomes at a Glance

Career Exploration

ES30-CE1 Analyze and explore earth-science related career paths in Saskatchewan, Canada and the world.

Student-Directed Study

ES30-SDS1 Create and carry out a plan to explore a topic covered in Earth Science 30 in depth.

Foundations of Earth Science

ES30-FO1 Examine the multi-disciplinary nature of earth science.

ES30-FO2 Examine the evidence for and the importance of plate tectonics theory in explaining processes that produced Earth's major surface features.

ES30-FO3 Analyze how geologists use the fossil record and relative and absolute dating methods to determine the geological history of Earth and to construct the geologic time scale.

Lithosphere

ES30-LS1 Examine the processes that lead to the formation of sedimentary, igneous and metamorphic rocks and minerals.

ES30-LS2 Investigate the processes and technologies used to locate and extract mineral resources and fossil fuels locally, provincially and globally.

ES30-LS3 Analyze surface geography as a product of deposition, weathering, erosion and mass wasting processes.

Atmosphere and Hydrosphere

ES30-AH1 Analyze the composition of Earth's atmosphere and factors that influence changes in the composition in the short and long term.

ES30-AH2 Investigate the characteristics of the hydrosphere and how hydrospheric processes impact the atmosphere, biosphere and lithosphere.

Legend

ES30-FO1a

ES30

FO

1

a

[CP, DM, SI, TPS]

(A, K, S, STSE)

Course name

Unit of study

Outcome number

Indicator

Learning context(s) that best support this outcome

Foundation(s) of Scientific Literacy that apply to this indicator

Outcomes and Indicators

Earth Science 30: Career Exploration	
Outcomes	Indicators
<p>ES30-CE1 Analyze and explore earth-science related career paths in Saskatchewan, Canada and the world.</p> <p>[CP, DM]</p>	<ol style="list-style-type: none"> Generate a list of occupations that require a background in earth science through research and/or participation in events such as a career fair or job shadow. (K, S) Explore the connection between topics in <i>Earth Science 30</i> and occupations of personal interest. (S, A, STSE) Identify which earth-science related occupations are facing shortages and which are oversubscribed locally, regionally and/or nationally. (STSE, S, K, A) Examine the roles, responsibilities, educational qualifications and personal and professional qualities common to people involved in earth-science related jobs. (S, A) Reflect upon personal suitability or non-suitability for a specific earth-science related occupation considering criteria such as: <ol style="list-style-type: none"> initial and continuing educational requirements; duties and skills required for this occupation; the work environment, including typical hours and shifts worked and typical locations; current wages received in Saskatchewan and how these compare to the rest of Canada; physical, mental and emotional stresses related to this occupation; workplace hazards and safety considerations; other occupations with which they interact; professional and/or licensing requirements in Canada and Saskatchewan; and future trends impacting the occupation. (K, S, A, STSE) Compare the roles and responsibilities of various earth science professionals as they engage with a specific project. (K, STSE, A) Examine the role of regulatory (e.g., Association of Professional Engineers and Geoscientists of Saskatchewan [APEGS]) and non-regulatory (e.g., Saskatchewan Geological Survey, Saskatchewan Mining Association, Canadian Geophysical Union and the Canadian Water Resources Association) bodies that support earth scientists. (K, STSE) Participate in, and reflect on, an earth-science related field experience. (K, A) Communicate research findings related to earth science occupations through a display, brochure, video, presentation software, website or orally. (K, S, A, STSE) Use acquired knowledge to develop a plan to attain a job of personal interest in the earth science field. (S, A)

Earth Science 30: Student-Directed Study

Outcomes	Indicators
<p>ES30-SDS1 Create and carry out a plan to explore a topic covered in <i>Earth Science 30</i> in depth.</p> <p>[CP, DM, SI, TPS]</p>	<ol style="list-style-type: none"> Design a scientific investigation related to a topic of study in <i>Earth Science 30</i> that includes a testable question, a hypothesis, an experimental design that will test the hypothesis and detailed procedures for collecting and analyzing data. (STSE, S) Carry out an experiment following established scientific protocols to investigate a question of interest related to one or more of the topics of <i>Earth Science 30</i>. (S, A, K, STSE) Assemble and reflect on a portfolio that demonstrates an understanding of a topic of interest related to biology. (S, A) Participate in and reflect on a field experience related to one or more topics of <i>Earth Science 30</i>. (S) Design, construct and evaluate the effectiveness of a device, model or technique that demonstrates the scientific principles underlying concept related to an <i>Earth Science 30</i> topic. (STSE, S) Debate an issued related to earth science, including developing materials to support the arguments for and arguments against a position. (A, K, S) Share the results of student-directed research through a display, presentation, performance, demonstration, song, game, commercial, fine art representation, video or research paper. (S) Construct a tool (e.g., rubric, checklist, self-evaluation form or peer-evaluation form) to assess the process and products involved in a student-directed study. (S, A) Consider natural disasters in the news and discuss causes of these phenomena and their impacts on the human environment and natural environment. (S, STSE, A) Produce a profile of the earth beneath their feet by locating oneself on the geological profile of Saskatchewan and relating this to the geological history of your area. (S, A)

Earth Science 30: Foundations of Earth Science

Outcomes	Indicators
<p>ES30-FO1 Examine the multi-disciplinary nature of earth science.</p> <p>[SI, DM]</p>	<ol style="list-style-type: none"> Construct a representation of the major fields of earth science and the major topics of study within each field. (S, STSE, A) Differentiate between the characteristics of the four major Earth spheres (i.e., atmosphere, biosphere, hydrosphere and lithosphere). (K, STSE) Discuss why earth scientists consider interactions between and within two or more of Earth's spheres when they study earth processes. (STSE) Outline possible interactions between two or more of Earth's spheres within the context of a particular event and/or issue. (S) Examine why earth scientists utilize a systems approach by considering boundaries, inputs, outputs and feedback loops when investigating an earth science issue. (STSE, S, A)

Earth Science 30: Foundations of Earth Science

	<ul style="list-style-type: none"> f. Provide examples of how earth scientists collect evidence using analytical, field, theoretical, experimental and/or modeling studies. (STSE) g. Identify how earth scientists draw upon principles and processes from scientific fields such as biology, chemistry, computer science, geology, mathematics, and physics in order to address their questions. (STSE) h. Identify issues and events in Saskatchewan that might be studied from an earth science perspective. (K, STSE) i. Recognize how historical and contemporary observations, including those made by First Nations and Métis peoples, can contribute to a greater understanding of Earth's processes. (STSE, A) j. Assess how earth science processes and principles are applicable to the study of other planets and celestial bodies. (STSE, S) k. Identify the significance of contributions made by Canadians to the field of earth science. (K, STSE)
<p>ES30-FO2 Examine the evidence for and the importance of plate tectonics theory in explaining the processes that produced Earth's major surface features.</p> <p>[SI]</p>	<ul style="list-style-type: none"> a. Discuss the importance of plate tectonics as the unifying concept in earth science. (STSE) b. Explain the key principles and driving forces of plate tectonics theory including how the theory subsumes ideas related to continental drift. (K) c. Research the development of the continental drift hypothesis, including the evidence (e.g., fossil, mineral, ancient climates and continental shape) scientists used to support this hypothesis. (K, S, STSE) d. Discuss the scientific belief that the movement of tectonic plates was responsible for the formation and break up of continents (e.g., Pangea, Rodinia and Gondwana) over geological time. (K, STSE) e. Describe the formation of geological features (e.g., ocean trenches, mid-ocean ridges, transform faults, mountain ranges and island arcs) associated with convergent, divergent and transform boundaries, with reference to the asthenosphere, lithosphere and mantle convection. (K) f. Correlate the world distribution of mountain ranges, volcanoes and earthquakes with the location, boundaries and movement of lithospheric plates. (K, STSE) g. Model the movement of lithospheric plates over geologic time and relate this to the geologic history of Saskatchewan. (S) h. Analyze data, using tools such as satellite photos and the Global Positioning System (GPS), to determine the rate of relative lithospheric plate motion. (S) i. Predict the locations of future plate boundaries based on current lithospheric plate movement rates and compare with scientific predictions. (S) j. Consider which celestial bodies (e.g., Mars, Europa and exoplanets) could have or could not have geological features that might be explained by plate tectonics. (K)
<p>ES30-FO3 Analyze how geologists use the fossil record and relative and absolute dating methods to</p>	<ul style="list-style-type: none"> a. Discuss why geologists consider the geologic time scale as an important framework for understanding changes to Earth's crust, life forms, climate and continental positions over time. (K) b. Explain how the paradigm shift from catastrophism to uniformitarianism has influenced scientific thinking about Earth's geological history. (K, STSE)

Earth Science 30: Foundations of Earth Science

<p>determine the geological history of Earth and to construct the geologic time scale.</p> <p>[SI]</p>	<ul style="list-style-type: none"> c. Assess the importance of the fossil record as evidence to support scientific understanding of geological time and evolution. (STSE, A, K) d. Recognize that the nomenclature (e.g., eon, era, period and epoch) and major divisions of the geologic time scale are based on scientists' interpretation of the fossil record. (K, STSE) e. Outline the major geological and biological events that occurred during a particular eon, era, period or epoch of the geologic time scale. (S) f. Research the consequences of catastrophic events such as asteroid impacts (at Cretaceous-Tertiary [K-T] boundary in Saskatchewan), glaciation and volcanism on the fossil record. (K, S, STSE) g. Contrast absolute and relative dating principles and techniques and the benefits of each. (K, STSE) h. Provide examples of the key concepts of relative dating, including the law of superposition, principle of uniformitarianism, principle of original horizontality, principle of cross-cutting relationships, principle of inclusions and components, principle of faunal succession, principle of lateral continuity, and unconformities. (S, K) i. Describe how and why scientists use radiometric dating techniques to determine the absolute age of rocks. (S, K) j. Contrast absolute and relative dating principles and techniques and the benefits of each. (K, STSE) k. Discuss how scientists revise the geologic time scale in response to new geological and fossil evidence. (STSE) l. Provide examples that show geologists can learn about Earth's formation and early history by studying other objects in the solar system. (STSE, A)
--	--

Earth Science 30: Lithosphere

Outcomes	Indicators
<p>ES30-LS1 Examine the processes that lead to the formation of sedimentary, igneous and metamorphic rocks and minerals.</p> <p>[SI]</p>	<ul style="list-style-type: none"> a. Pose scientific questions about the characteristics and formation of rocks and minerals. (S, STSE) b. Identify the characteristics geologists use to determine whether an Earth material is a mineral. (K, A) c. Compare the three primary methods of mineral formation (i.e., precipitation of mineral matter, crystallization of molten rock and deposition resulting from biological processes). (S, K) d. Observe and classify mineral samples using standard physical properties (e.g., cleavage, fracture, crystal form, hardness, lustre, colour, magnetism and streak). (S, STSE) e. Differentiate among the three main rock groups (i.e., igneous, sedimentary, igneous and metamorphic) by their processes of formation, including the roles of time, heat and pressure. (K)

	<ul style="list-style-type: none"> f. Outline the basic transitions inherent in the rock cycle, and the forces that disrupt equilibrium to cause these transitions. (K, A) g. Classify igneous rocks according to criteria such as method of formation (i.e., intrusive or extrusive) and mineral composition (e.g., felsic or mafic). (K) h. Explain how geologists can infer how an igneous rock was formed by examining its texture (i.e., intrusive or extrusive). (K, STSE) i. Describe how the general mechanisms of mechanical and chemical weathering processes, erosion and deposition contribute to the development of sedimentary rocks. (K, A) j. Compare the major features of continental, marine and transitional depositional (sedimentary) environments through structures such as grain size, bedding, ripple marks, mud cracks and fossils in various sedimentary rock formations. (S, K) k. Describe how the agents of metamorphism (i.e., heat, pressure, directional stress and chemically active fluids) influence the formation of metamorphic rocks. (K, STSE) l. Compare the characteristics of foliated and non-foliated metamorphic rocks. (K, S) m. Explain why locations where igneous activity and metamorphic rocks occur correlate with plate boundaries and plate movement. (K, STSE, A) n. Correlate the location and composition of depositional layers to major events such as volcanic eruptions, glaciation, flooding, mountain building and metamorphism. (K) o. Create, and validate with the help of others, a resource such as a field guide for a specific mineral or rock group. (S, A) p. Research the ways in which society makes use of sedimentary, igneous and metamorphic rocks for various purposes such as art, architecture, industrial materials and energy resources including petroleum, natural gas, potash and uranium. (STSE, S, A)
<p>ES30-LS2 Investigate the processes and technologies used to locate and extract mineral resources and fossil fuels locally, provincially and globally.</p> <p>[DM, SI, TPS]</p>	<ul style="list-style-type: none"> a. Identify the location, method of extraction, uses and economic impact of major fossil fuel and mineral (e.g., gold, diamond, rare earth elements, copper, zinc, kaolin, coal, potash, uranium, sodium sulfate and salt) resources locally, provincially and/or globally. (STSE) b. Identify the surface and sub-surface geologic features associated with major mineral (e.g., gold, diamond, rare earth elements, copper, zinc, kaolin, potash, uranium, sodium sulfate and salt), building stone, aggregate and fossil fuel resources of Saskatchewan. (K, STSE) c. Investigate how depositional setting and geologic history influences the location of major mineral and fossil fuel resources in Saskatchewan. (K) d. Contrast the operation and utility of different imaging methods (e.g., satellite imaging, gravity, magnetics, electromagnetics and seismic) used to locate hard rock and soft rock resource deposits. (K) e. Identify anomalies from geophysical surveys and geologic maps and relate them to structural features and associated resource deposits. (S) f. Explain how geologists use applications of seismic body waves (i.e., longitudinal p-wave and transverse s-wave), surface waves and the laws of reflection and refraction to determine the presence and position of

	<p>economically useful geological deposits. (K)</p> <p>g. Model a seismic survey using tools such as an ultrasonic motion detector. (S)</p> <p>h. Recognize the importance of obtaining surface or core samples to examine the physical characteristics and geochemistry of potential ore bodies and natural resource deposits. (STSE)</p> <p>i. Discuss the engineering challenges (e.g., water incursion, sinkholes, Blairmore Formation for potash mining and ground support in hard rock mines), related to mining above and below ground in Saskatchewan. (STSE)</p> <p>j. Examine the moral and legal obligations of governments and companies involved in resource development with respect to traditional lands and treaties with First Nations, Métis and indigenous people worldwide. (STSE)</p> <p>k. Recognize the importance of water for various mining techniques such as solution mining and enhanced oil recovery. (K, STSE)</p> <p>l. Explain the operation of various surface and sub-surface resource extraction technologies and processes and their associated environmental impacts for mining and resources such as oil sands, shale oil and potash. (K, STSE)</p> <p>m. Research and investigate solutions to economic and environmental issues (e.g., managing mine tailings and pollutants, reclaiming open pit mining sites, ecological impact of pipelines, resource depletion and maintaining water quality) related to the extraction of geological resources in Saskatchewan. (STSE)</p>
<p>ES30-LS3 Analyze surface geography as a product of deposition, weathering, erosion and mass wasting processes.</p> <p>[SI, CP]</p>	<p>a. Observe, describe and locate common landforms (e.g., moraines, potholes, drumlins, buttes, coulees, dunes, oxbow lakes and river valleys) of Saskatchewan. (K)</p> <p>b. Explain how specific landforms are a consequence of depositional and denudation processes (e.g., weathering, erosion, and mass wasting). (K)</p> <p>c. Explain how surficial geological features of Saskatchewan such as the Athabasca Sand Dunes, Cypress Hills, Nipekamew Sand Cliffs and Qu'Appelle Valley are characterized by specific depositional and erosional processes. (K)</p> <p>d. Describe the effects of mechanical weathering and erosion, including glaciation, on the surface geography of Saskatchewan as shown by landforms such as drumlins, moraines, eskers, kettles and outwash. (K)</p> <p>e. Explain the importance of chemical weathering to soil quality and formation, atmospheric carbon dioxide and geochemical cycling. (K, S)</p> <p>f. Explain how scientists use stratigraphic columns to infer sea level rise (transgression) and sea level fall (regression) over geologic time. (S, K)</p> <p>g. Speculate on the possible involvement of erosional processes in the development of geographic features found on Mars and other celestial bodies. (K, STSE, A)</p> <p>h. Design, construct and test a model of a structure or process to withstand or mitigate short term (e.g., flooding, wind storm, tsunami, storm surge and earthquake) or long term (e.g., erosion and sinkholes) phenomena that affect surface geography. (STSE, S)</p> <p>i. Apply mapping techniques such as creating and interpreting topographic profiles and translating between two-dimensional (2D) surface maps/cross-sections and three-dimensional (3D) box diagrams to represent surface</p>

	<p>geographical features. (K, S)</p> <p>j. Investigate how data gathered by technologies such as Earth orbiting satellites and drones can document changes in land forms and help to identify potential surface geological hazards. (K, STSE)</p> <p>k. Interpret and/or create a map of geological, civic and/or environmental data using a geographic information system (GIS) to correlate surface geography with human land use. (S, STSE)</p>
--	--

Earth Science 30: Atmosphere and Hydrosphere	
Outcomes	Indicators
<p>ES30-AH1 Analyze the composition of Earth's atmosphere and factors that influence changes in the composition in the short and long term.</p> <p>[SI]</p>	<p>a. Research the history of Earth's atmosphere, including the origins and sources of nitrogen, oxygen and other gases (e.g., argon, carbon dioxide, neon, helium and methane) and the composition of those gases in today's atmosphere. (K, S)</p> <p>b. Model the role of atmospheric layers in insulating Earth and protecting Earth's surface from extra-terrestrial dangers such as ultraviolet light, solar wind and meteors. (K)</p> <p>c. Investigate how factors such as the oxygen and carbon dioxide balance in the oceans influence the composition of Earth's atmosphere. (K)</p> <p>d. Explain how earth scientists use data such as ice composition, tree growth, sedimentary content and landforms to infer the composition of ancient climates. (STSE)</p> <p>e. Describe the characteristics of notable climatic events (e.g., volcanic activity, Great Oxygenation Event, Snowball Earth events and asteroid collisions) in Earth's history, the impacts of those events on the composition of the atmosphere and their correlation with the fossil and rock record. (S, STSE)</p> <p>f. Investigate the function and operation of various technologies (e.g., Earth orbiting satellites, drones, weather balloons, rocketsondes and radiosondes) used to gather data about the composition of the atmosphere. (K, STSE)</p> <p>g. Determine, using archived data, whether the frequency and severity of extreme weather events (e.g., tornadoes, hurricanes and blizzards) is changing locally, nationally and globally. (S, STSE)</p> <p>h. Examine the effects of El Niño and La Niña on Saskatchewan and predict their effects on future seasons based on historical data. (K, S, STSE)</p> <p>i. Hypothesize what changes were present or would need to occur to other planet's atmospheres in order to sustain life on those planets. (STSE)</p> <p>j. Recognize that methane measurements in Mars may provide evidence of anaerobic bacteria similar to those found on Earth. (K)</p> <p>k. Relate terrestrial observations of storms to similar storms on the gas giant planets. (STSE, A)</p>
ES30-AH2 Investigate the characteristics of	<p>a. Outline the distribution of the hydrosphere in groundwater, surface water, oceans, glaciers and the atmosphere. (S, K)</p>

Earth Science 30: Atmosphere and Hydrosphere

the hydrosphere and how hydrospheric processes impact the atmosphere, biosphere and lithosphere.

[SI, DM]

- b. Discuss the types of evidence scientists gather to determine if water is or was present on other planets and celestial bodies. (STSE)
- c. Research the technologies (e.g., acoustics, imaging, buoys and underwater vehicles) and processes scientists use to learn about the hydrosphere. (STSE, S)
- d. Investigate how factors such as porosity and permeability influence the storage and movement of groundwater. (S, K, STSE)
- e. Model the movement of groundwater, including the locations of reservoirs and flows, in a hypothetical or actual groundwater system. (S, K, A)
- f. Provide examples of how groundwater works as an erosional agent, resulting in Karst topographic features such as sinkholes and caverns. (K, STSE)
- g. Examine how groundwater storage and flow, along with the depth of the water table, are key considerations affecting the location and maintenance of buildings and infrastructure, including drinking water supplies. (K)
- h. Provide examples of the ways in which rivers and streams erode, transport and deposit sediment to shape stream valleys and create depositional landforms such as deltas, levees and alluvial fans. (K)
- i. Examine the importance of glaciers in the hydrologic cycle and Earth's climate. (K, STSE)
- j. Consider how extended periods of glaciation, including potential Snowball Earth events, have impacted feedback loops related to the biosphere and other components of the geosphere. (K)
- k. Explore how Earth's oceans affect climate through heat storage and transfer. [K]
- l. Correlate the locations of the large wind-driven surface ocean currents and thermohaline circulation on Earth. (S, K)
- m. Describe the ways in which changes in factors such as ocean salinity, ocean temperature and surface winds influence the processes of ocean convection and thermohaline circulation. (K, STSE)
- n. Examine the impacts of climate change on the ability of oceans to moderate temperature, absorb carbon dioxide and resist acidification. (K, STSE)
- o. Examine the role of governmental and non-governmental organizations in studying the effects of human activities on one or more components of the hydrosphere. (S, STSE, A)

Assessment and Evaluation of Student Learning

Assessment and evaluation require thoughtful planning and implementation to support the learning process and to inform teaching. All assessment and evaluation of student achievement must be based on the outcomes in the provincial curriculum.

Assessment involves the systematic collection of information about student learning with respect to:

- achievement of provincial curriculum outcomes;
- effectiveness of teaching strategies employed; and,
- student self-reflection on learning.

Evaluation compares assessment information against criteria based on curriculum outcomes for the purpose of communicating to students, teachers, parents/caregivers and others about student progress and to make informed decisions about the teaching and learning process.

There are three interrelated purposes of assessment. Each type of assessment, systematically implemented, contributes to an overall picture of an individual student's achievement.

Assessment for learning involves the use of information about student progress to support and improve student learning, inform instructional practices, and:

- is teacher-driven for student, teacher and parent use;
- occurs throughout the teaching and learning process, using a variety of tools; and,
- engages teachers in providing differentiated instruction, feedback to students to enhance their learning and information to parents in support of learning.

Assessment as learning actively involves student reflection on learning, monitoring of her/his own progress, and:

- supports students in critically analyzing learning related to curricular outcomes;
- is student-driven with teacher guidance; and,
- occurs throughout the learning process.

Assessment of learning involves teachers' use of evidence of student learning to make judgements about student achievement and:

- provides opportunity to report evidence of achievement related to curricular outcomes;
- occurs at the end of a learning cycle, using a variety of tools; and,
- provides the foundation for discussions on placement or promotion.

Glossary

Cultural perspectives is the learning context that reflects a humanistic perspective which views teaching and learning as cultural transmission and acquisition.

Scientific inquiry is the learning context that reflects an emphasis on understanding the natural and constructed world using systematic empirical processes that lead to the formation of theories that explain observed events and that facilitate prediction.

Scientific literacy is an evolving combination of the knowledge of nature, skills, processes and attitudes students need to develop inquiry, problem-solving and decision-making abilities to become lifelong learners and to maintain a sense of wonder about and responsibility towards the natural and constructed world.

STSE decision making is the learning context that reflects the need to engage citizens in thinking about human and world issues through a scientific lens in order to inform and empower decision making by individuals, communities and society.

STSE, which stands for science, technology, society and the environment, is the foundation of scientific literacy that is concerned with understanding the scope and character of science, its connections to technology and the social context in which it is developed.

Technological problem solving is the learning context that reflects an emphasis on designing and building to solve practical human problems.

References

- Aikenhead, G. S. (2006). *Science education for everyday life: Evidence-based practice*. New York, NY: Teachers College Press.
- Canadian Council on Learning. (2007). *Redefining how success is measured in First Nations, Inuit and Métis learning, Report on learning in Canada 2007*. Ottawa: Author.
- Council of Ministers of Education, Canada. (1997). *Common framework of science learning outcomes K to 12*. Toronto, ON: Author.
- Di Giuseppe, M. (Ed). (2007). *Science education: A summary of research, theories, and practice: A Canadian perspective*. Toronto, ON: Thomson Nelson.
- Flick, L. & Bell, R. (2000). Preparing tomorrow's science teachers to use technology: Guidelines for science educators. *Contemporary Issues in Technology and Teacher Education*, 1, 39-60.
- International Council for Science. (2002). *ICSU series on science for sustainable development No 4: Science, traditional knowledge and sustainable development*.
- International Technology Education Association. (2000). *Standards for technological literacy: Content for the study of technology*. Reston, VA: National Science Foundation.
- Kluger-Bell, B. (2000). *Recognizing inquiry: Comparing three hands-on teaching techniques*. In *Inquiry—Thoughts, Views, and Strategies for the K-5 Classroom (Foundations - A monograph for professionals in science, mathematics and technology education. Vol. 2)*. Washington, DC: National Science Foundation.
- National Research Council. (1996). *National science education standards*. Washington, DC: National Academy Press.
- National Research Council. (2000). *Inquiry and the national science education standards: A guide for teaching and learning*. Washington, DC: National Academy Press.
- National Research Council. (2006). *America's lab report: Investigations in high school science*. Washington, DC: National Academy Press.
- National Science Teachers Association. (1999). *NSTA position statement: Science competitions*. Retrieved from <http://www.nsta.org/about/positions/competitions.aspx>.
- National Science Teachers Association. (2007). *NSTA position statement: The integral role of laboratory investigations in science instruction*. Retrieved from <http://www.nsta.org/about/positions/laboratory.aspx>.
- National Science Teachers Association. (2008). *NSTA position statement: Responsible use of live animals and dissection in the science classroom*. Retrieved from <http://www.nsta.org/about/positions/animals.aspx>.
- Texley, J., Kwan, T., & Summers, J. (2004). *Investigating safely: A guide for high school teachers*. Arlington, VA: NSTA Press.
- Worksafe Saskatchewan (2013). *Safety in the K-12 Science Classroom*. Retrieved from <http://www.worksafesask.ca/resources/publications/science-safety-resource/>.

Suggested Readings

Aikenhead, G.S. (2006). *Science education for everyday life: Evidence-based practice*. London, ON: The Althouse Press.

Aikenhead, G.S. & Michell, H. (2011). *Bridging Cultures: Indigenous and Scientific Ways of Knowing Nature*. Don Mills, ON: Pearson Canada.

Aikenhead, G.S. & Ogawa, M. (2007). Indigenous knowledge and science revisited. *Cultural Studies of Science Education*, 2(3), 539-591.

American Association for the Advancement of Science, Project 2061. (1994). *Benchmarks for scientific literacy*. Washington, DC: Author.

American Association for the Advancement of Science, Project 2061. (2001). *Atlas of scientific literacy, Volume 1*. Washington, DC: Author.

American Association for the Advancement of Science, Project 2061. (2007). *Atlas of scientific literacy, Volume 2*. Washington, DC: Author.

Atkin, J.M. & Coffey, J.E. (Eds.). (2003). *Everyday assessment in the science classroom*. Arlington, VA: NSTA Press.

Bell, R.L., Gess-Newsome, J., & Luft, J. (Eds.). (2008). *Technology in the secondary science classroom*. Arlington, VA: NSTA Press.

Cajete, G.A. (1999). *Igniting the spark: An indigenous science education model*. Skyland, NC: Kivaki Press.

LaMoine, L.M., Biehle, J.T., & West, S.S. (2007). *NSTA guide to planning school science facilities* (2nd ed). Arlington, VA: NSTA Press.

Llewellyn, D. (2013). *Teaching high school science through inquiry and argumentation* (2nd ed). Thousand Oaks, CA: Corwin.

Luft, J., Bell, R.L., & Gess-Newsome, J. (2008). *Science as inquiry in the secondary setting*. Arlington, VA: NSTA Press.

Michell, H., Vizina, Y., Augusta, C., & Sawyer, J. (2008). *Learning Indigenous science from place*. Aboriginal Education Research Centre, University of Saskatchewan.

National Research Council. (2012). *A framework for K-12 science education: Practices, crosscutting concepts, and core ideas*. Washington, DC: National Academy Press.

Feedback Form

The Ministry of Education welcomes your response to this curriculum and invites you to complete and return this feedback form.

Document Title: **Earth Science 30 Curriculum**

1. Please indicate your role in the learning community

☐ parent

☐ teacher

☐ resource teacher

☐ guidance counsellor

☐ school administrator

☐ school board trustee

☐ teacher librarian

☐ school community council member

☐ other _____

What was your purpose for looking at or using this curriculum?

2. How does this curriculum address the needs of your learning community organization?

Please explain.

The curriculum content is:	Strongly Agree	Agree	Disagree	Strongly Disagree
appropriate for its intended purpose	1	2	3	4
suitable for your use	1	2	3	4
clear and well organized	1	2	3	4
visually appealing	1	2	3	4
informative	1	2	3	4

3. Explain which aspects you found to be :

Most useful:

Least useful:

4. Additional comments:

5. Optional:

Name: _____

School: _____

Tel: _____ Fax: _____

Thank you for taking the time to provide this valuable feedback.

Please return the completed feedback form to:

Curriculum Unit
Ministry of Education
2220 College Avenue
Regina SK S4P 4V9
Fax: 306-787-2223